

A collection of various mechanical and electrical components, including a black plastic housing, metal connectors, a coiled spring, a black ring, a black disc, a black cable, and several small metal pins and washers.

## PROTECT YOUR EQUIPMENT

# HOW TO FIND SPARE PARTS TO QUICKE OR TRIMA PRODUCTS

## FOUR PRODUCT GROUPS



**1. Spare parts for the Loaders** can be found in the Spare parts viewer on our website: [www.quicke.nu/parts](http://www.quicke.nu/parts). Navigate in the products folders to the left and search by model. First five digits in the Ref.No displayed at the machine sign is needed (see FAQ).



**2. Spare parts for the implements** can be found in the Spare parts viewer on our website. Navigate in the product folders on the left and search by model. You can also search for the Ref. No displayed at the machine sign.




**3. Spare parts for the Control system** can be found in the Mounting instructions included in the kit delivered to our Dealers or in the Media Archive used by Älö and our Importers. Joystick and Valve parts can be found in the Spare parts viewer on our website.

Navigate in the product folders to the left and search by Control system type (see FAQ). Most of the Joysticks and Valves will have a p/n stamped on a label. Type in the p/n in the search field in the Spare parts viewer (the p/n are also displayed in the Mounting instruction).



**4. Spare parts to the Subframes** could be found in the Mounting instruction included in the kit delivered to our Dealers or in the Media Archive used by Älö and our Importers. Contact Älö or your Quicke or Trima Importer for support.



## TWO DIFFERENT LOCATIONS

### 1. SPARE PARTS WEB VIEWER

[www.quicke.nu/parts](http://www.quicke.nu/parts)



### 2. MOUNTING INSTRUCTIONS

Access the media archive by clicking on "Browse Manuals" that is to be found on the website. Login using your personal login that has been given to you from your Älö Sales representative.



[www.quicke.nu](http://www.quicke.nu)



Media Archive

Printed



## Original Parts by Alo

## FAQ

### IF I HAVE A LOADER Q46. WHY IS THERE DIFFERENT NUMBERS LIKE 4613Q, 4614Q ETC. IN THE ASSERT VIEWER FOLDER?

The 4 digit number like 4614Q is the first digits in the order number for the loader, called reference number. This is also displayed on the serial number plate located on the left side of the loader beam. The difference is the width of the loader, bearing box and cylinder type.

### WHAT CONTROL SYSTEM DO I HAVE?

Mechanical controlled loader valve is operated with a control cable. We have changed the design over the years. The most common is Ergodrive "Blue top", Ergodrive "Grey top", Ergodrive "Black top", Ergodrive "LCS". The colour refer to the top cap at the Joystick

Electronical controlled loader valve is operated by an electronical signal. Electrodrive LCS and Easydrive LCS started in 2010 and is unique by the thumb Joystick lever. The difference is that Easydrive has less functions. Electrodrive CDC is used at Quicke loaders and Trima Plus series before 2010. ELC is used at Trima loaders before Plus series was introduced 2005.

### WHY IS IT SO MANY DIFFERENT JOYSTICK P/N?

To get traceability to our Hydraulic kit provided to a specific tractor we display the top level of Joystick incl. control cable.  
1+1 means equipped with switches for 3rd function and Softdrive on/off.  
2+1 means equipped with switches for 3rd and 4th function and Softdrive on/off.

### HOW CAN I SEE WHAT ERGODRIVE JOYSTICK I HAVE?

The knob has different colors to make the identification easy.

"Blue top" has a rectangular joystick housing (65x55).

"Grey top" has a square joystick housing (65x65) and different lever and ball joint 15 mm instead of 14 mm compared to "Blue top"

"Black top" is the same as "Grey top" except for the colour and decal.

"LCS" has a square joystick housing (65x65) and ball joint (15 mm) compared to the "Grey top" and "Black top".

### WHY CAN'T I FIND ALL SPARE PARTS INFORMATION TO THE SUBFRAME AND HYDRAULIC KITS IN THE ASSERT VIEWER?

Joystick and Valve parts can be found in Assert. But the other parts like hoses, brackets and subframe parts are only displayed in our Mounting instructions.  
Contact Alo or your Quicke or Trima Importer for support!

### COULD I FIND P/N ON THE INDIVIDUAL PARTS?

Most of the parts have a p/n marked at the specific item.

## CONTENTS

How to find spare parts on our website	2
FAQ	3
Q-companion	4-5
<b>PARTS HIGH LIGHTS</b>	6
LoaderLight™	6
SoftDrive	6
Selecto Fix	6
<b>SPARE PARTS</b>	7-22
Joystick parts	7
Control cables	8-10
Pins	10-12
Bushings	12
Loader locking pins	13
Maintenance kits	14
Sealing kits to cylinders	15
Quicke couplings	16
Bearings	16
Plastic spacer	17
Holder kit	17
Gas spring	17
Plastic covers	18
Part shelf	19
Accumulators	20
Paint	20
Tines	21
Knives for Silocut	22
Pallet fork locking pins	22
Hooks	22
Cylinder stop	22
<b>ORIGINAL PARTS BY ALO</b>	23-24



### EXAMPLE OF JOYSTICKS



Ergodrive, LCS



Ergodrive, Black top



Ergodrive Grey top



Ergodrive Blue top



Electrodrive QS



Electrodrive CDC



ELC



# THE FUTURE IS HERE IT'S CALLED Q-COMPANION®

The Q-series introduces a digital platform into the world of loaders: Q-companion®. An all-in-one digital solution for effective and safe front loader operation. Use Q-companion to load the right amount of material, avoid over-loading of trailers and save unnecessary trips to the feed pit. Weigh your bales and count them automatically.

Know how much material is stored and where on the farm it is stored, thanks to the app. A clever maintenance reminder is also included to aid in taking good care of your loader.

Now also available for Ålö produced premium loaders made 2005–2017.

## THE MAIN FUNCTIONS

**Position monitoring.** Once you've calibrated your implements, there's no longer any need to go out and adjust the angle indicator rod on the loader, use Q-companion instead! The implement position is displayed in relation to the ground for both height and angle. Functions that will increase your precision and safety.

**Load weighing.** Q-companion weighs the load during the lift with fantastic accuracy and provides guidance that helps you lift correctly for best results. Let Q-companion keep track of your work for you.

**Maintenance reminder.** Two individual maintenance indicators will tell you when it's time to lubricate and time for hardware torque checks. The time between maintenance is based on actual loader usage, not tractor usage. Loader maintenance is often forgotten and can result in down-time and repairs. Follow the maintenance schedule for trouble-free operation for years to come!

**App and Cloud Service.** Q-companion includes a free-of-charge smartphone app for iOS and Android, just search for Q-companion in the app stores. Using Bluetooth® technology, you can easily export weighing results from the Q-companion display to the cloud service and later access it on your computer or tablet.

**In the forefront.** Farming is changing, and with Q-companion you'll be in the forefront. By integrating state of the art sensor technology on to our loader's, the new Q-series is prepared for the future. Your efficiency is our guideline, and we guarantee you'll work smarter knowing your implement position, loaded weight and maintenance status just by looking at the color display.



ITEM NO: 60029447 fits the Quicke and Trima Q Series from year 2017 (requires SoftDrive).

ITEM NO: 60040200 fits the Quicke Dimension and Trima Plus series from 2005 – 2017.





# PARTS HIGHLIGHTS



## LoaderLight™

Loader Light always gives you a beam of light at the implement level and follow the movement of the loader. Contains two 10 W heavy duty LED lamps (2x1052 lumen), 12 V and 2x0,75 Ampere, IP68. Compatible with all other options except 4th function and ESV valve.

ITEM NO 5048217 fits the Quicke Dimension and Trima Plus series from year 2005  
ITEM NO 60024312 fits the Quicke and Trima Q Series from year 2017



## SoftDrive™ (load damping)

With SoftDrive (load damping) you can drive the tractor faster with better control. It also protects your tractor by reducing constraints. Provides a more comfortable ride. SoftDrive is available for all loader range.

ITEM NO 5034241 fits the Quicke and Trima Versa-X and 200 Series  
For other loader models contact your sales representative for correct kit number



## Selecto Fix

With Selecto Fix, you get an ergonomic and effective tool that saves valuable time. If your front loader is equipped with 3rd or 4th function, Selecto Fix provides simple, problem-free connection of the implement hydraulics, even when pressurized.














ITEM NO 10550379 fits the Quicke and Trima produced between 2002-2007 (-s/n 7234199)  
ITEM NO 10550380 fits the Quicke Dimension and Trima Plus series from 2007 (s/n 7234199-)  
ITEM NO 5221553 fits the Quicke and Trima Versa-X series  
ITEM NO 10550180 is used at the implement side in combination all above

For correct part number for the Q-series loader, contact your local sales representative



# JOYSTICK PARTS

For access to the complete range visit our Spare part viewer at our homepages. [www.quicke.nu](http://www.quicke.nu) or [www.trima.nu](http://www.trima.nu).

		ERGODRIVE				Loader Control System™		
		5020346	5020938	5020961	5021103	5021037	5021048	5021038
								
	M12 5020373	●						
	M18x1,5 4500352		●	●	●	●	●	●
	↓ ø 14 ↑ 5020374	●						
	↓ ø 15 ↑ 4500353		●	●	●	●	●	●
	55 65 5020382	●						
	65 65 4500343		●	●	●			
	65 65 5021044					●	●	●
	5024366	●	●	●		●	●	●
	5024365							
	4500355		●	●		●	●	●
	4500354							
	M12 5020387	●						

## ELECTRODRIVE QS

4501087  
Replaces Easydrive 60006439 and Electrodrive 60006437.




	A 5103100		B 60004085		60004086
				M10 L=150	5103058
				M10 L=300	5103057
				M10 L=350	5103083

# CONTROL CABLES

Our Control cables have significant less internal gap compared to similar cables even in the longest and most complex cable routings. The design also make them smooth to push/pull. This gives outstanding control when needed in precision work.

**Quicke** | **TRIMA**

**Loader Control System™**



P/N	DESCRIPTION	LENGTH	QUICKE	TRIMA	YEAR
5021026	Cable	L=1200mm	●	●	2010-
5021027	Cable	L=1400mm	●	●	2010-
5021028	Cable	L=1600mm	●	●	2010-
5021029	Cable	L=1800mm	●	●	2010-
5021030	Cable	L=2000mm	●	●	2010-
5021031	Cable	L=2200mm	●	●	2010-
5021032	Cable	L=2400mm	●	●	2010-
5021033	Cable	L=2600mm	●	●	2010-
5021034	Cable	L=2800mm	●	●	2010-
5021035	Cable	L=3000mm	●	●	2010-
5021036	Cable	L=3200mm	●	●	2010-


**Quicke** | **TRIMA**



P/N	DESCRIPTION	LENGTH	QUICKE	TRIMA	YEAR
5021130	Cable	L=800mm	●	●	1992-
5021132	Cable	L=1000mm	●	●	1992-
5020940	Cable	L=1200mm (5020351)	●	●	1992-
5020941	Cable	L=1400mm (5020352)	●	●	1992-
5020942	Cable	L=1600mm (5020353)	●	●	1992-
5020943	Cable	L=1800mm (5020354)	●	●	1992-
5020944	Cable	L=2000mm (5020355)	●	●	1992-
5020945	Cable	L=2200mm (5020356)	●	●	1992-
5020946	Cable	L=2400mm (5020357)	●	●	1992-
5020947	Cable	L=2600mm (5020358)	●	●	1992-
5020948	Cable	L=2800mm (5020359)	●	●	1992-
5020949	Cable	L=3000mm (5020360)	●	●	1992-
5020950	Cable	L=3200mm (5020361)	●	●	1992-

Quicke ● Trima ●






**TRIMA**



P/N	DESCRIPTION	LENGTH	QUICKE	TRIMA	YEAR
20729820	Cable	L=1200mm		●	1980-2000
20729821	Cable	L=1400mm		●	1980-2000
20729822	Cable	L=1600mm		●	1980-2000
20729823	Cable	L=1800mm		●	1980-2000
20729824	Cable	L=2000mm		●	1980-2000
20729825	Cable	L=2200mm		●	1980-2000
20729826	Cable	L=2400mm		●	1980-2000
20729827	Cable	L=2600mm		●	1980-2000
20729828	Cable	L=2800mm		●	1980-2000



**Quicke**



P/N	DESCRIPTION	LENGTH	QUICKE	TRIMA	YEAR
5020312	Cable	L=500mm	●		1980-1992
5020316	Cable	L=700mm	●		1980-1992
5020320	Cable	L=1000mm	●		1980-1992
5020313	Cable	L=1200mm	●		1980-1992
5020321	Cable	L=1450mm N/A	●		1980-1992
5020311	Cable	L=1600mm	●		1980-1992
5020317	Cable	L=2000mm	●		1980-1992
5020314	Cable	L=2400mm	●		1980-1992
5020318	Cable	L=3150mm	●		1980-1992
5020319	Cable	L=3350mm	●		1980-1992



**Quicke**



P/N	DESCRIPTION	LENGTH	QUICKE	TRIMA	YEAR
521087	Cable	L=1500mm	●		-1980
521088	Cable	L=2000mm	●		-1980

Quicke ● Trima ●

**Quicke**



P/N	DESCRIPTION	LENGTH	QUICKE	TRIMA	YEAR
5020302	Cable	L=800mm	●		-1980
5020304	Cable	L=1200mm	●		-1980

**TRIMA**



P/N	DESCRIPTION	LENGTH	QUICKE	TRIMA	YEAR
20729802	Cable	L=600mm		●	-1980
20729806	Cable	L=650mm N/A		●	Repl. by 20729801
20729801	Cable	L=700mm		●	-1980
20729803	Cable	L=750mm N/A		●	Repl. by 20729800
20729800	Cable	L=800mm		●	-1980
20729804	Cable	L=1000mm		●	-1980
20729812	Cable	L=1100mm		●	-1980
20729805	Cable	L=1200mm		●	-1980
20729813	Cable	L=1400mm		●	-1980
20729807	Cable	L=1600mm		●	-1980
20729808	Cable	L=1800mm		●	-1980
20729809	Cable	L=2000mm		●	-1980
20729810	Cable	L=2200mm		●	-1980
20729811	Cable	L=2400mm		●	-1980

# PINS

Our unique pin locking reduce the gaps and keep the grease in place. Replace pins if they are damaged to avoid consequential damages at the loader or tractor!




Quicke ● Trima ●

## A LOADER PIVOT PINS




ITEM NO	ITEM DESC	ØD	L	NOTE
60018046	Pivot pin	30	127	Repl. 9020034
60018053	Pivot pin	35	127	Repl. 9020035
60018062	Pivot pin	40	127	Repl. 9020036
60018047	Pivot pin	30	96	Repl. 9020037
60018058	Pivot pin	35	96	Repl. 9020038
60018050	Pivot pin	30	84	Repl. 9020039
60018059	Pivot pin	35	84	Repl. 9020040
60019828	Pivot pin	40	147	Repl. 9020061
9020100	Pivot pin	30	122	Versa X, 200 Series
9020105	Pivot pin	30	113	100 Series
60003247	Pivot pin	35	127	Q-series with another rotation stop
60003248	Pivot pin	40	127	Q-series with another rotation stop

## B IMPLEMENT PIVOT PINS



ITEM NO	ITEM DESC	ØD	L	NOTE
9020034	Pivot pin	30	127	Topgrip
9020039	Pivot pin	30	84	Topgrip
9020043	Pivot pin	30	105	Maxi Grapple
9020046	Pivot pin	30	129	Maxi Grapple
9020047	Pivot pin	30	151	Multibenne, Silograb, Maxi Grapple
9020048	Pivot pin	30	125	Multibenne, Silograb
9020063	Pivot pin	35	179	Powergrab, Silocut SE
9020093	Pivot pin	35	188	Silocut SE
9020107	Pivot pin	35	116	Powergrab, Silocut SE
9020110	Pivot pin	30	105	Topgrip
9020124	Pivot pin	40	190	Silocut SG
9020126	Pivot pin	40	171	Silocut SG

## LOADER PIVOT PINS QUICKE 700 AND 900 SERIES



ITEM NO	ITEM DESC	ØD	L	NOTE
1116922	Pivot pin	30	110	
1116923	Pivot pin	30	84	
1116926	Pivot pin	40	138	
1116927	Pivot pin	40	121	
1116928	Pivot pin	30	131	
1116930	Pivot pin	30	96	Also Repl. 1116921, 1116441
1116932	Pivot pin	30	119	
1116933	Pivot pin	35	133	Also Repl. 1116939
1116934	Pivot pin	35	166	
1116935	Pivot pin	35	132	
1116937	Pivot pin	35	144	
1116938	Pivot pin	35	96	
1116941	Pivot pin	35	119	Also Repl. 1116940
1116943	Pivot pin	35	107	1116942
1116944	Pivot pin	40	118	
1116945	Pivot pin	40	107	
1116946	Pivot pin	30	122	
1116962	Pivot pin	35	101	Also Repl. 1116936
1116963	Pivot pin	35	123	
1116964	Pivot pin	35	92	
1116981	Pivot pin	40	101	

## LOADER PIVOT PINS OLD TRIMA 2.XX, 3.XX, 4.XX , 5.XX, 6.XX, 7.XX SERIES



ITEM NO	ITEM DESC	ØD	L	NOTE
20525072	Pivot pin	35	83	
20525076	Pivot pin	35	95	
20525080	Pivot pin	35	118	
20525390	Pivot pin	35	103	



## IMPLEMENT PIVOT PINS

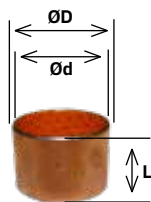
	ITEM NO	ITEM DESC	ØD	L	NOTE
	1116307	Pivot pin	30	211	Flexibal
	1116435	Pivot pin	30	118	Flexibal
	1116485	Pivot pin	40	175	Unigrip
	1116656	Pivot pin	30	107	Quadrorip
	1116701	Pivot pin	35	193	Flexigrip
	1116806	Pivot pin	30	175	Unigrip
	1116923	Pivot pin	30	84	Quadrorip
	11260558	Pivot pin	30	84	Quadrorip
	11260561	Pivot pin	30	129	Quadrorip

**NOTE!** When replacing a Pivot pin also replace these items to ensure optimal function!

	ITEM NO	ITEM DESC
	5215121-1	Greaser Cover Black
	60008692	Greaser Cover
	60107382	Greaser Cover
	5215131	Locking Cover
	5050608 (repl. 5004917)	Screw
The 3 below items are being replaced through 5215131 & 5004917.		
	5022089	Rubber Ring
	142893	Locking washer
	5002076	Locking Screw

## BUSHINGS

To avoid abnormally wear it is important that bushings interface with the pin. These bushings will ensure the best function together with our galvanized Pivot pins.



ITEM NO	ITEM DESC	ØD	Ød	L	NOTE
5018513	Bushing	44	40	20	Used at Frontloaders and Implements
5018514	Bushing	39	35	20	Used at Frontloaders and Implements
5018515	Bushing	34	30	20	Used at Frontloaders and Implements
5018517	Bushing	39	35	30	Used at Frontloaders and Implements
5018904	Bushing	44	40	30	Used at Frontloaders and Implements
60004007	Bushing	50	45	30	Used at Frontloaders and Implements



## LOADER LOCKING PINS FOR REMOVING THE IMPLEMENTS

Implement Locking pins for Tool carriers:



QUICKE DIMENSION		TRIMA PLUS SERIES					
Euro		Euro/Typ 3		Euro/SMS		Euro/MX	
Euro/FX		Valtra (Small BM)		Euro/HD		Big BM	
Q-SERIES		VERSA-X   200 SERIES					
Euro		Euro/SMS		Euro		Euro/SMS	
	ITEM NO	ITEM DESC	ØD	L TOT	TYPE	QUICKE DIMENSION, TRIMA PLUS SERIES	VERSA X, 200 SERIES
	5219044	Locking pin	20	154	(8) Euro	●	
	5219125	Locking pin	20	215	(8+5) Euro/SMS	●	
	5219330	Locking pin	20	226	(8+3) Euro/Type 3	●	
	5219075	Locking pin	50	315	(9) Big BM	●	
	5219230	Locking pin	30	295	(6) Valtra L	●	
	5219231	Locking pin	30	295	(6) Valtra R	●	
	5220381	Locking pin	28	213	(8+2) Euro/MX	●	
	5220658	Locking pin	20	252	(8+4) Euro/FX	●	
	5220564	Locking pin	35	152	(8+7) Euro/Alo HD	●	
	5221594-*	Locking pin	N/A	N/A	(8) Euro		●
	5221443-*	Locking pin	N/A	N/A	(8+5) Euro/SMS		●

\* Suffix 1 is black, 7 is grey. Other colors are optional.

# MAINTENANCE KITS

Pro-active maintenance like replacing bushings will reduce gaps that create noise and complicates precision work. It also protect the pins and in the long term extend the loader lifetime.



## BUSHING AND PIN KITS QUICKE DIMENSION AND TRIMA PLUS SERIES:

ITEM NO	ITEM DESC	FITS TO: <b>Quicke</b>	<b>TRIMA</b>
5018911	Bushing kit	Q20 - Q50, Q21 - Q51	+1.0 - +4.0, T+1.1 - +4.1
5018912	Bushing kit	Q60, Q61	+5.0, +5.1
5018913	Bushing kit	Q25 - Q55, Q26 - Q58	+1.0P - +4.0P, +1.1P - +4.3P
5018914	Bushing kit	Q65 - Q85, Q66 - Q98	+5.0P - +8.0P, +5.1P - +8.3P
60021062*	Pin kit	Q20 - Q50, Q21 - Q51	+1.0 - +4.0, T+1.1 - +4.1
60021064*	Pin kit	Q60, Q61	+5.0, +5.1
60021065*	Pin kit	Q25 - Q55, Q26 - Q58	+1.0P - +4.0P, +1.1P - +4.3P
60021066*	Pin kit	Q65, Q66 - Q68	+5.0P, +5.1P - +5.3P
60022287*	Pin kit	Q75 - Q85, Q76 - Q98	+6.0P - +8.0P, +6.1P - +8.3P

\* Pins for Tool carrier do not fit Euro/SMS and Euro/Valtra type. Complete with pin kit 60021067.

## BUSHING AND PIN KITS QUICKE 700 AND 900 SERIES


ITEM NO	ITEM DESC	FITS TO:
4500012	Bushing kit	Q710-Q760US
4500013	Bushing kit	Q755UM, Q770US
4500014	Bushing kit	Q770UM
4500015	Bushing kit	Q910-Q950US, Q950UM, Q1050DM
4500016	Bushing kit	Q960-Q970US, Q960-Q970UM, 1060DM, 1070DM
4500017	Bushing kit	Q980-Q985US, Q980-Q905UM, 1080DM, 1085DM
4500018	Bushing kit	Q990
4500050	Bushing & pin kit	Q710US, Q720US, Q730US, Q740US, Q750US, Q760US
4500051	Bushing & pin kit	Q960UM, Q970UM
4500052	Bushing & pin kit	Q910US, Q920US, Q930US, Q940US, Q950US, Q950UM
4500053	Bushing & pin kit	Q980UM, Q985UM

## WEO MAINTENANCE KITS:

These fittings could be used to repair a hose with WEO fittings

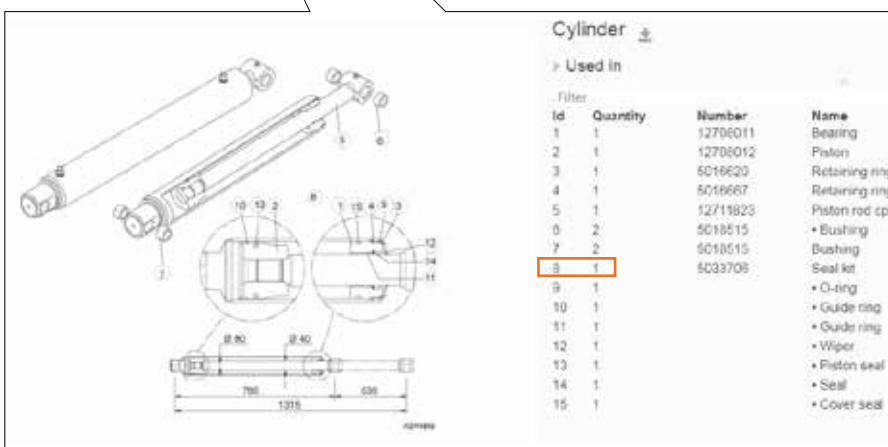
ITEM NO	ITEM DESC	FITS TO
4500379	WEO 1/4"-1/4" Hose	Quicke Dimension and Trima Plus Series
4500380	WEO 3/8"-3/8" Hose	Quicke Dimension and Trima Plus Series
4500381	WEO 1/2"-1/2" Hose	Quicke Dimension and Trima Plus Series
4500382	WEO 1/2"-3/8" Hose	Quicke Dimension and Trima Plus Series





# SEALING KITS TO CYLINDERS

1. To locate the correct sealing kit to your cylinder, go to [www.quicke.nu/parts](http://www.quicke.nu/parts) and follow these steps.
2. Locate the article number of the cylinder.  
Article number could be find on the barrel of the cylinder.
3. Type in your cylinders article number in the search field.
4. Click on the box below "Part assemblies".  
The cylinder is shown in an exploded view with a connected parts list. Position number 8 show the sealing kit on this cylinder.



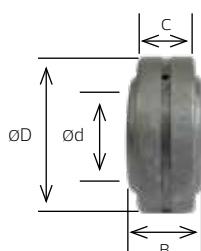
# QUICK COUPLINGS

The couplings below are just a small selection. If you not find the Spare parts needed in the catalog please visit our Spare part viewer at our homepages [www.quicke.nu](http://www.quicke.nu) or [www.trima.nu](http://www.trima.nu).

ITEM NO	ITEM DESC	NOTE
 5044949	Multicoupler Mc-4	If you have individual quick couplings 5044976 and want to change to MC4 you must order the kit 5220530 MC4
 5044968	Quick Coupling Mc4/Mc2	Fits to 5044949
 5044127	Quick Coupling 1/2(F)	ISO A 1/2"
 5044130	Dust Cap For 1/2 Female Coupling	Fits to 5044127
 5044976	Quick Coupling 3/8 Flat Face Female	Flat face introduced with LCS
 4500294 (repl. 5044956)	Quick Coupling 3/8 Flat Face Male	At loader valve (LCS)
 4500293 (repl. 5040100)	Sealing Kit (For one coupling)	Fits to 5044956 and or 4500294
 9031324	Pluginadapter 3/8	Compact valve
 9031325	Pluginadapter 1/2"	Compact valve
 5044131	Quick Coupling R 1/2	At loader valve
 5044128	Quick Coupling 1/2(M)	At hose kits
 5044915	Quick Coupling 1/2 Male	1/2" for 3rd and 4th
 5044940	Quick Coupling 3/8 Male	3/8" for 3rd and 4th

# BEARINGS

Bearings used at old Trima Series.




ITEM NO	ITEM DESC	D	d	B	C	FITS TO
20732000	Bearing	62	40	28	22	Old Trima Series
20732001	Bearing	42	25	20	16	Old Trima Series
20732007	Bearing	62	35	35	22	Old Trima Series
20732116	Bearing	47	30	22	18	Old Trima Series
5018901	Bearing	55	35	25	20	Repl. 20732003



# PLASTIC SPACER

Used at old Trima Series

ITEMNO	ITEM DESC	DI	DY	D	L	NOTE
20525044	Spacer Ring	47	55	60	18	Old Trima Series
20525045	Spacer Ring	47	55	60	23	Old Trima Series



# HOLDER KIT


Lever indicator holder kit. Four versions depending of cylinder barrel size.

ITEMNO	ITEMDESC	Ø (MM)
5215208	Level indicator holder kit	60, 70, 80, 85
5215209	Level indicator holder kit	70, 80, 90, 95
5215210	Level indicator holder kit	90, 100, 110
5221188	Level indicator holder kit	65, 75, 85, 90



# GAS SPRING

Gas spring for Tool carriers.



ITEMNO	ITEM DESC	L max	L min	N	Ø1	Ø2
5020621	Gas spring	485	285	300	12	12
5020624	Gas spring	485	285	200	12	12
5020626	Gas spring	270	173	200	11	11
5020627	Gas spring	385	260	200	11	11
5020628	Gas spring	282	185	200	10,2	10,2



# PLASTIC COVERS

Plastic covers to the Quicke Dimension and Trima Plus series.

ITEM NO	ITEM DESC	QUICKE	TRIMA
5215191	Cross Beam Cover, Size 1	2x-4x	1.x-3.x
5215192	Cross Beam Cover, Size 2	5x-6x	4.x-5.x
5215193	Cross Beam Cover Size 3	7x-9x	6.x-8.x
11135040	Quicke Decal - Cross Beam Cover	●	
11135055	Trima Decal - Cross Beam Cover		●
5220601	Hose Clamp Lh	US, DS and DM	US, DS and DM
5220603	Hose Clamp Rh	US, DS and DM	US, DS and DM
5215063	Hose Clamp Lh	DL and DXL	DL and DXL
5215064	Hose Clamp Rh	DL and DXL	DL and DXL
5215021	Valve Cover	All models	All models
11135041	Quicke Decal - Valve Cover	●	
11135056	Trima Decal - Valve Cover		●
5215121-1	Greaser Cover Black	All models	All models



# PLASTIC COVERS

Plastic covers to the Quicke and Trima Q series.

ITEM NO	ITEM DESC	QUICKE	TRIMA
60038006*	Cross Tube Side Cover Rh	Q Series 30-50	Q Series 30-50
60038007*	Cross Tube Side Cover Lh	Q Series 30-50	Q Series 30-50
60038008*	Cross Tube Side Cover Rh	Q Series 60-80	Q Series 60-80
60038009*	Cross Tube Side Cover Lh	Q Series 60-80	Q Series 60-80
60104335	Side Cover RH	DM	DM
60104343	Side Cover LH	DM	DM
60025103	Side Cover RH	DL	DL
60023102	Side Cover LH	DL	DL
60011240	Side Cover RH	DXL	DXL
60011241	Side Cover LH	DXL	DXL
60104341	Valve Cover	All models	All models
60016662	Quicke Decal - Valve Cover	●	
60107928	Trima Decal - Valve Cover		●
60008692	Greaser Cover A	All models	All models
60107382	Greaser Cover B	All models	All models
60019418	Hose Outlet Cover Kit, STD	All models	All models
60019419	Hose Outlet Cover Kit, LT3D	All models	All models

\* Explanation:

60038006 replaces 60107456  
 60038007 replaces 60107457  
 60038008 replaces 60107458  
 60038009 replaces 60107459

Hose Outlet Cover Kit



# PARTS SHELF






Display key parts out in the shop. We support with the display unit and branding features. Contact your sales representative for more information.



PROTECT YOUR EQUIPMENT

# ACCUMULATORS

With load damping you can drive the tractor faster without losing control. For optimal performance and comfort the accumulators must be replaced when the pre-charge pressure has dropped due to normal Gas Permeation or damaged by other cause.

	ITEM NO	ITEM DESC	PRECHARGE SETTING (BAR)	CAPACITY (LITRE)
	5033773	Accumulator 0.5l-22bar R1/2"	22	0,5
	5034102*	Accumulator Lcs 0,5l 15 Bar	15	0,5
	5045140	Accumulator 0.5l-20bar R1/2"	20	0,5
	5045141	Accumulator 1,0l-20bar R1/2"	20	1,0
	60011611	Accumulator 0,5L/28bar	28	0,5
	5013853	Sealing Washer Gbr 1/2		
	5215011**	Accumulator Bracket Size 1 (S)		
	5215012**	Accumulator Bracket Size 2 (M)		
	5215013**	Accumulator Bracket Size 3 (L)		

\* Replaces 5033772.  
 \*\* The plastic bracket have 3 different size depending of the diameter of the cross tube at the loader.

# PAINT



Repair paint in different brand colours.  
 Spray can and 1l paint.

COLOUR	ITEM NO	SUFFIX	SPRAY	CAN
Grey texture	4500107	-7	●	●
	4500115	-7		●
<b>Note:</b> QD series and Valtra				
Alo Black	4500314	-1	●	●
	4500315	-1		●
<b>Note:</b> Trima subframes and Implements up till 2013				
Black texture	4500895	-17	●	●
	4500893	-17		●
<b>Note:</b> Q-series and Implements as of 2013				
Silver	4500204	-10	●	●
	4500203	-10		●
<b>Note:</b> Silver P-rod				
Alo Terracotta	4500988	-27	●	●
	4500989	-27		●
Alo Ochra	4500990	-28	●	●
	4500991	-28		●
Orange	4500305	-22	●	●
	4500306	-22		●
<b>Note:</b> Cutting edge/Sillocut knives as of 2017				

COLOUR	ITEM NO	SUFFIX	SPRAY	CAN
MF Red	4500110	-2	●	●
	4500120	-2		●
<b>Note:</b> Replaced from s/n 7281677 (-2009)				
	4500462	-19	●	●
	4500461	-19		●
<b>Note:</b> Used from s/n 7281677 (2009-)				
Challenger Yellow	4500111	-4	●	●
	4500122	-4		●
McCormick Red	4500112	-6	●	●
	4500118	-6		●
Kubota Orange	4500113	-3	●	●
	4500119	-3		●
Fendt Green	4500114	-5	●	●
	4500121	-5		●
AGCO Orange	4500234	-16	●	●
	4500316	-16		●

COLOUR	ITEMNO	SUFFIX	SPRAY	CAN
AGCO/MF Grey	4500902	-18	●	●
<b>Note:</b> Subframes and Valves				
New Holland Blue	4500235	-11	●	●
	4500317	-11		●
Case IH Red	4500236	-13	●	●
	4500318	-13		●
John Deere Green	4500435	-12	●	●
	4500434	-12		●
Zetor Red	4500900	-25	●	●
	4500901	-25		●
Deutz Green	60005864	-15	●	●
	60006275	-15		●
Quicke Black/Gray	5046006	-8	●	●
Quicke Black/Gray	4046105	-8		●
<b>Note:</b> 700/900-series				

● 0.4L Spray ● 1L Can



# TINES

With our selection of tines we guarantee that the tine will fit perfectly to the implement.  
All tines have the optimal strength and resistance against wear.




- SUPER STRONG
- PERFECT FIT
- OPTIMAL SHAPE






TINES	ITEM NO	ITEM DESC	LENGTH	THREAD	FITS TO
	5068114-17 repl. 5068003-17	Tine Conus 2, straight	820	M30x2	Bale Fork, Bale Fork Mk 1, Silocut SE, Silocut SG, Silocut, Silocut MG
	5068120-17 repl. 5068004-17	Tine Conus 2, straight	1240	M30x2	Bale Fork, Bale Fork Mk 1, Square Bale Fork, Bale Spike, Flexibal, Silopush, Silopush HX, Manure Fork XL
	5068006-17	Tine Conus 1, straight	680	M20x1,5	Multi Bale, Silograb MK2
	5068010-17	Tine Conus 2, straight	985	M30x2	Multi Bale, Universal Fork, Silopush, Silograb XL, Silocut XL
	5068015-1	Tine Conus 1, cranked	820	M24x2	Silocut, Silocut MG
	5068017	Tine, straight	940	M22x1,5	DB 4000
	5068018	Tine, curved	680	-	Multibenne MB
	5068109-17 repl. 5068101-17	Tine Conus 1, straight	810	M20x1,5	RSB 1200, Bale Spike, Manure Fork, Silograb, Silograb (-2010)
	5068112-17 repl. 5068102-17	Tine Conus 1, curved	680	M20x1,5	Multibenne, Silograb, Silograb (-2010), Multigrab, Silograb MK2 (tine repl. 5068008), Multibenne XL, Silograb XL
	5068117-17 repl. 5068107-17	Tine Conus 3, straight	820	M33x2	Silocut SG
	1220103	Tine, curved	460	-	DB 2115, DB 2050, DB 2160, DB 2120, DB 3250



# KNIVES FOR SILOCUT





Sharp knives are a key to high efficiency when working with silage. By having a clean cut, it prevents the admission of air and generation of heat, critical for feed quality, while consuming less silage by reducing waste. That's why Ålö now introduce hardened bolt on knives that improves serviceability.



				
<b>ITEM NO</b> 11262627	11262628	11262629	60014466	5050610
<b>ITEM DESC</b> Corner Knife Lh	Corner Knife Rh	Center knife	Center knife	Screw Mf6s 12x20 8.8
<b>FITS TO</b> Silocut SG (2014-08 -)	Silocut SG (2014-08 -)	Silocut SG (2014-08 -)	Silocut SG (2014-08 -)	Silocut SG (2014-08 -)

**Note!** For replacement knives to previous models of Silocut please visit our Spare part viewer at our homepages. [www.quicke.nu](http://www.quicke.nu) or [www.trima.nu](http://www.trima.nu)

# PALLET FORK LOCKING PINS

			
<b>ITEM NO</b> 11262357	<b>ITEM NO</b> 11260629	<b>NOTE</b>	
<b>ITEM DESC</b> Locking pin	<b>ITEM DESC</b> Spring Locking Kit Pallet Fork	Replace these four items 841132, 1101017, 501303 and 5016106 with 11260629	

# HOOKS Weld on hooks. Euro, Type 3 and SMS.

			
<b>ITEM NO</b> 10830555Q	<b>ITEM NO</b> 10830105	<b>ITEM NO</b> 10830440	<b>ITEM NO</b> 830567
<b>ITEM DESC</b> Euro weld on hooks	<b>ITEM DESC</b> Alo type 3 weld on hooks	<b>ITEM DESC</b> Trima SMS (5)	<b>ITEM DESC</b> Euro weld on hooks

# CYLINDER STOP

<b>ITEM NO</b> 4500930	<b>ITEM DESC</b> Safety lift arm support device
------------------------	---



# ORIGINAL PARTS BY ALO



## PROTECT YOUR EQUIPMENT

Original Parts are selected by the same people that designed and manufactured your product and are therefore the best choice for a guaranteed perfect fit and the highest possible quality. This reduces the risk of a "unit down" scenario that prevent you from feeding your cattle or performing other important duties.

## SAVE MONEY

Competitor analyses prove that when you select original parts from Alo you get superior quality that reduces the risk of unexpected downtime. It is absolutely crucial that a part's properties and dimensions work optimally together. Even minor deviations could result in catastrophic and very expensive consequences. Less unplanned repair work during the high season and longer service intervals mean major savings.

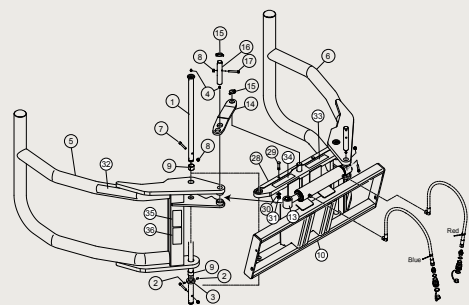
## FAST DISTRIBUTION

To ensure a high service level we have several warehouses just for Spare parts and a well-developed distribution network all over the world. For more information go to [www.quicke.nu](http://www.quicke.nu) and [www.trima.nu](http://www.trima.nu)

## WE'VE GOT SPARE PARTS CLOSE BY EVEN WHEN YOU'RE FAR AWAY

Spare parts are available for everything from the biggest to the tiniest detail on the implement, and we've got them close by. Our world-leading distribution network guarantees proximity to you, no matter where you are.

All you need to do is contact your local dealer.



**Original Parts by Alo**

## Original Parts by Alo



**Ålö AB**  
Brännland 300, SE-901 37 Umeå, Sweden  
Tel: +46 (0)90 17 05 00  
info@alo.se  
www.alo.se



CLIMATE  
COMPENSATED  
PAPER

